

F2: Autumn 1: It's good to be me (Hawthorn / Rowan)

- 1) I can answer questions about my school.
- 2) I can talk about what makes me special.
- 3) I can tell you who is in my family
- 4) I can talk about where I live.
- 5) I can talk about my local area

Key Books this term:

Pete the Cat - Rocking in my school Shoes
 This book is all about Pete and his fun day at school.
Key vocabulary: school, community, classroom, corridor, dinner hall, library, playground.

In every house and on every street!
The Whale Song
 This book will help us to learn all about different communities. The children will be talking about their families and learning about our local community.
Vocabulary: family, mum, dad, brother, sister, grandad, grandma.

Houses and Homes around the World
The Three Little Pigs
 We will be talking about the houses that we live in, exploring houses in our local community and comparing those to houses around the world.
Vocabulary: house, flat, bungalow, terraced house, window, door, roof, chimney, garden, fence, wall.

Possible experiences:
 Tour of the school, creating a photo montage of our school, rules and routines, gratitude board (5 main classroom rules), designing our own coat peg label, learning about the roles of important people in our school.

Possible experiences:
 We will be talking about our families, who is special to us, sharing our 'All about me' bags, drawing pictures of our families and learning to draw a self portrait, bringing in a family photo. We will also begin talking about how we have changed, "When I was a baby".

Possible experiences:
 Learning about our local community, where we live, the houses we live in, comparing our houses to those around the world. Retelling The Three Little Pigs, investigating building materials, introducing our work bench, building a house and starting our breakfast bar. .

How can you learn at home?
Encourage independence - Teach your child how to get dressed independently, including putting on their own coat and shoes.

Our Family - Can you name the members of your family? Can you talk about the things you like to do as a family? Create a picture of your family/ make a family tree. What special events have you shared together as a family?

Find a photograph of your family and bring it to school to share with your class.
 Please remember to bring your 'All about me' bag into school by the 17th September 2021.

Singing/Rhymes
 Practise singing nursery rhymes.
 "Now that I am older I can..."

Songs / Rhymes

Days of the week

Wash your hands

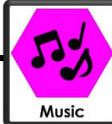
Starting School

"When I was a baby.."



Key Vocabulary:

Music: Pulse : the regular heartbeat of a piece. I can keep a steady pulse with some accuracy. I can imitate movements in response to music.



Family



mum



dad



sister



brother



gran



grandpa



aunt



uncle



cousin



stepmum



stepdad




stepbrother



stepsister



Houses and Homes



boat



flats



detached



cottage



caravan



semi-detached



hut



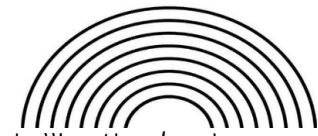
terrace



bungalow

Physical Development: Gross and Fine motor Skill

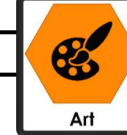
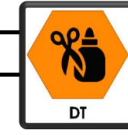
Squiggle Wiggle: Gross and fine motor movement using wavy lines, zig zag lines and arches.



Dough Disco : Fine motor control using dough to practise squeezing, balling the dough, separating each finger to push the dough and also rolling a sausage shape.

Physical Development - Spatial awareness

We will be playing listening and attention games PE that will involve the children negotiating the space around them, carefully changing direction etc. Further develop the skills they need to manage the school day successfully: lining up and queuing, mealtimes, personal hygiene.



Expressive Arts and Design: Art /D&T

Painting and drawing focus: using colours for a purpose and specific tools for using lines and circles to represent shapes and objects. \

We will be choosing colours for a purpose when we are learning how to draw a self portrait.

Tool bench / area learning how to small 'Tap Tap' boards and small hammers to tap pins into a cork board to make a picture using wooden shapes.


run



jump



turn

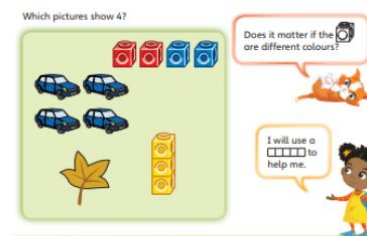


balance



Mathematics All about the numbers 3, 4 and 5

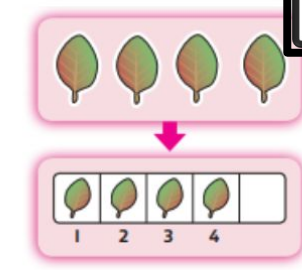
One to one correspondence - using one number name for each object when you count and tap.



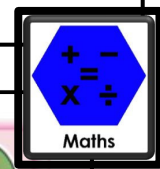
Cardinality - understanding that the last number used to count a group of objects represents how many are in the group.

Different representation of number.

Using a 5 frame for counting, counting on and addition.



When tidying or playing at home practise counting toys, knives and forks for the dinner table, shoes, scoops when cooking etc



Literacy: Reading and Writing

Phonics



Oral Segmenting - this is when you split a word up into its individual sounds (c-a-t). We call this 'robot talk'.



Oral blending - this is when you blend the sounds together to say the word (cat). We use a blending arm motion from left to right to help blend the sounds together.

At home practise segmenting words for your child to blend, eg, can you go to b-e-d? (bed) or "drink your m-i-l-k." (milk).




We will be learning the sounds (phonemes) for each letter of the alphabet, linking each sound to its letter (grapheme).

We will also be learning a handwriting rhyme for each letter, to help with letter formation.

a t

s a t

We will be reading simple words. "Look at the letter, make the sounds and blend the sounds together"



hat

Labelling pictures by writing the first sound and then all the sounds in order.

Can you practise writing each letter of the alphabet using the handwriting rhymes we have sent home? Check St Mary's Fields YouTube for handwriting videos. Can you label some of your toys using the initial sound or try to sound out the full word?

Tripod pencil grip



PSED: Everyone's Welcome
Red Rockets: Respectful friendships. What would life be like if we all liked the same things?

Rainbow Jelly
Respectful friendships. Is it ok to be different?



PSED: RE:
People who are special to us!
Family, Friends, Role Models.

