




We will be using our friendship, listening and communication character muscles.

Remember to fill in our WOW! buttons to tell us all the brilliant things you can do at home!




Key Books this term:

Enquiry question: What makes me special?




Talk about what activities you like to do at school.
What is your favourite activity?
How do you feel about coming to school?
Getting used to school routines

Talk to your child about what they do at school each day. What do they like to play with? Who are their friends?



What do you like to do out of school?

Please upload videos or photos of your child's learning at home onto tapestry. We love to see what they have been doing at home.




- Use mirrors to help talk about what you look like. Look at skin, eye and hair colour/length/texture.



What do I look like?
What do my friends look like?

- Name parts of the body – eyes, ears, nose, mouth, face, legs, feet, head, knees, toes, arm, hands, fingers



Talk about myself and my family.



Vocabulary:

- my name
- my friend's names
- my teacher's names
- names of people in my family
- brother/sister
- mummy/daddy
- Grandma/grandad
- Auntie/uncle
- my age

[Mr Tumble Songs | Head, shoulders, knees and Toes - YouTube](#)



Bring in a photo of your family to school. This will help your child to talk about their family.



Spring


Summer

Autumn


Winter

Personal, Social and Emotional Development:

We will be learning to:

- Happily leave mum and dad when coming into school 
- Become familiar with class routines – follow visual timetable



- Learn to line up and sing our lining up song 
- Learn to share equipment with friends and take turns during activities



Mathematics:

Numbers up to 3/4:



How old am I?

Think about how old they are. Counting rhymes up to 3 and 4:

- 4 little speckled frogs
- 4 little ducks went swimming one day
- 4 little monkeys jumping on the bed

Recognise numbers up to 4

Comparison: Sorting by categories eg pine cones and conkers




Say which is the same/different/odd one out

Expressive Arts and Design:

- Paint a picture of themselves
- Experience using different media
- Sing nursery rhymes and songs
- Begin to make believe by pretending through a variety of small world play and the home corner



Let your child have plenty of opportunities to get creative at home with chalks, paints, pens and collage. This will help their fine motor skills. 

Physical Development:

Gross Motor Skills:


We will be learning to:

- Use the toilet and wash hands independently. Learn our washing hands song
- Put on our own coat and hang it on our peg
- Put on own apron



- Ride the trikes, scooters and skittle bug bikes
- Climb on the climbing frame and obstacle course



Please help your child at home by encouraging them to put their coat on independently. 

Fine Motor Skills:

We will be taking part in a variety of activities designed to develop the muscles in our hands, fingers and thumbs. These include:

- Dough station – playing freely with playdough
- Cutting activities – holding scissors correctly and using them to snip
- Funky fingers area

Literacy: Reading:


- Take home a library book to read . Learn how to take care of books
- Take part in reading time at school
- Participate in a storytelling session by a visiting librarian
- Recognise their name (first letter, then all the name)
- Read familiar logos



- Participate in story time.

Through these activities they will begin to:

- understand that print has meaning
- know which way up a book goes
- Know which is the front/back of a book
- be able to turn the pages in the right direction

Please share your child's library book with them at home. 



Communication and Language:

- Learn the names of my teachers, my new friends and my class name.
- Talk about myself and my family
- Develop listening and language skills through our topic related stories
- Learn a range of songs. We will be using our singing box to help us learn nursery rhymes and we will learn a new song each week.

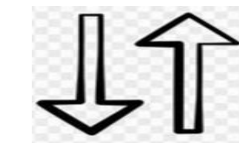
<https://youtu.be/iylDg6m4gAO>



Listen to some nursery rhymes at home.


Literacy: Writing

- Use the message centre to enjoy mark making freely
- Explore using a variety of mark making equipment eg pens, chalks, crayons, paints salt, glitter, brushes and water
- Take part in Squiggle Wiggle to practise the up and down and side to side movements



Understanding the world:

- Talk about my family
- Talk about the differences between myself and my friends
- Celebrate Harvest:



Read the story 'Oliver's Vegetables' and name some fruits and vegetables that we eat at snack time.