


"Ensuring that each child reaches their potential and develops an enthusiasm for lifelong learning."



We would like to extend a warm welcome to you and your family, thank you for choosing St Mary's Fields Primary School. Our fun, bright, caring and nurturing staff are ready to help you and your child embark upon their learning journey.

At St Marys we put you and your child at the heart of everything we do. We aim to ensure that every day is full of purposeful play, exploration, curiosity, FUN and that they leave our setting each day with a spring in their step.



Intent

At St Mary's Fields we promote communication and language, physical development and personal social and emotional development as the golden threads that are woven into our every day curriculum. Through our broad, balanced and flexible curriculum, we facilitate and unlock a world full of potential for our children. We effectively plan experiences and learning environments that meet the needs of all of our pupils and builds upon their interests and fascinations.

We treat every interaction as a positive opportunity to create a connection and shape a life. Through our focus child observation and effective adult interaction we promote curiosity, independence, and enrich our children's vocabulary; promoting exploration, learning and curiosity through play.

We provide a learning experience that is bespoke to St Mary's Fields and to every unique cohort, based on their needs identified at baseline, emerging trends and our continual gap analysis that supports our planning and provision.


Each child has their individual starting points which we value and recognise.

In the early years, staff know exactly what to teach and when. Children successfully learn the curriculum. They are well prepared for Year 1.

In the early years, staff use every interaction with children to teach them something. They thoroughly check children's understanding before moving learning on.



What have OFSTED said about our EYFS? (Jan 2023)



What is the Early Years Foundation Stage?

The Early Years Foundation Stage (E.Y.F.S.) is the stage of education for children from birth to 5. It is based on the recognition that children learn best through play and active learning.





The magic: Laying the foundation! What makes St Mary's Special?

In Foundation Stage we try to create learning environments that enhance children's exploration of the world around them, promote curiosity, investigation, independence, resilience, purposeful play and social interaction!



We follow child interests and incorporate these into our planning. We also teach using some themes such as 'space' and 'ourselves' to teach new vocabulary and explore traditions etc



What makes St Mary's Special?

Big Moves

Movement Intervention Programme for Primary School Children

The BIG MOVES Intervention Programme has been created to help children in mainstream school improve their physical development and has impacts on wider school life, including developing listening and concentration, learning success and appropriate behaviour.

NELI

Nuffield Early Language Intervention

The programme focuses on expressive and receptive vocabulary, listening and narrative skills through discussion of key thematic images and the retelling, creating and summarising of stories. During the latter half of the programme, phonological awareness and letter-sound knowledge activities are also introduced as a foundation for learning to read.



ALS Phonics:
Letters and Sounds



The EYFS Profile

We have 7 areas of learning. These are split into **Prime** areas and **Specific** areas.

Prime areas

Personal, Social and Emotional Development

Self Regulation / Managing Self / Building Relationships

Communication and Language

Listening, attention and understanding / speaking

Physical Development

Gross motor skills / Fine motor skills

Specific areas

Literacy

Comprehension / Word Reading / Writing

Maths

Number / Numerical Patterns

Understanding the World

Past and Present / People, culture and communities / The Natural World

Expressive Arts and Design

Creating with Materials / Being Imaginative and Expressive

These characteristics are crucial to learning and development. How children engage with experiences is key to enjoyment and outcomes.



The EYFS Profile

The EYFS has 4 themes..

- 1 - A Unique Child
- 2 - Positive Relationships
- 3 - Enabling Environments
- 4 - Learning and Development

We promote these themes through our school day, in something called the play sandwich. Our long periods of purposeful play are 'sandwiched' between inputs on the carpet (eg. phonics, maths, talking time, investigation and immersive story).

Learning Through Play

Play nourishes every aspect of a child's development. It forms the foundation of intellectual, social, physical, and emotional skills. These skills support children in being ready for school and their future lives.




Play and Learning



Children need the freedom to explore and play. A child's development is influenced by their exploration, thinking, problem-solving and language expression during play.

How Children Learn

- Through rich and varied play opportunities
- Being with other people
- Being active
- Exploring new experiences
- Talking to themselves
- Communicating to someone who responds to their ideas
- Representing ideas & experiences
- Meeting challenges
- Being shown how to do things
- Practising, repeating & applying skills
- Having fun




Personal, Social and Emotional Development (PSED)

The Children will be learning to:

- become self-confident.
- take an interest in things.
- know what their own needs are.
- dress and undress independently.
- become independent.
- tell the difference between right and wrong.





Communication and Language (C&L)

The children will be learning to:

- talk confidently and clearly.
- enjoy listening to stories, songs and poems.
- Use talk to organise, sequence and clarify thinking, ideas, feelings and events.
- Listen to and understand new words and instructions.

I think this seed might need water to help it grow.



You found a fossil, its from the extinct dinosaurs.




NELI



Physical Development (PD)

The children will be learning to:


- move confidently and safely.
- control their body
- handle equipment
- use a range of equipment.
- control their toileting needs and basic hygiene.



To help all children reach their full potential with their physical development we run an intervention programme called 'Big Moves'.

*Data taken from over 50 schools across Leicestershire.


Impact measure	% showing an improvement
Improvement in physical movement skills	94%
Improvement in handwriting / fine motor skills	71%
Improvement in concentration & listening	75%
Improvement in ability to sit still	75%
Improvement in showing initiative	63%
Improvement in self care (i.e getting dressed)	67%
Improvement in social involvement	66%
Improvement in behaviour	62%
Improved academic progress	64%




Literacy: Reading / Writing

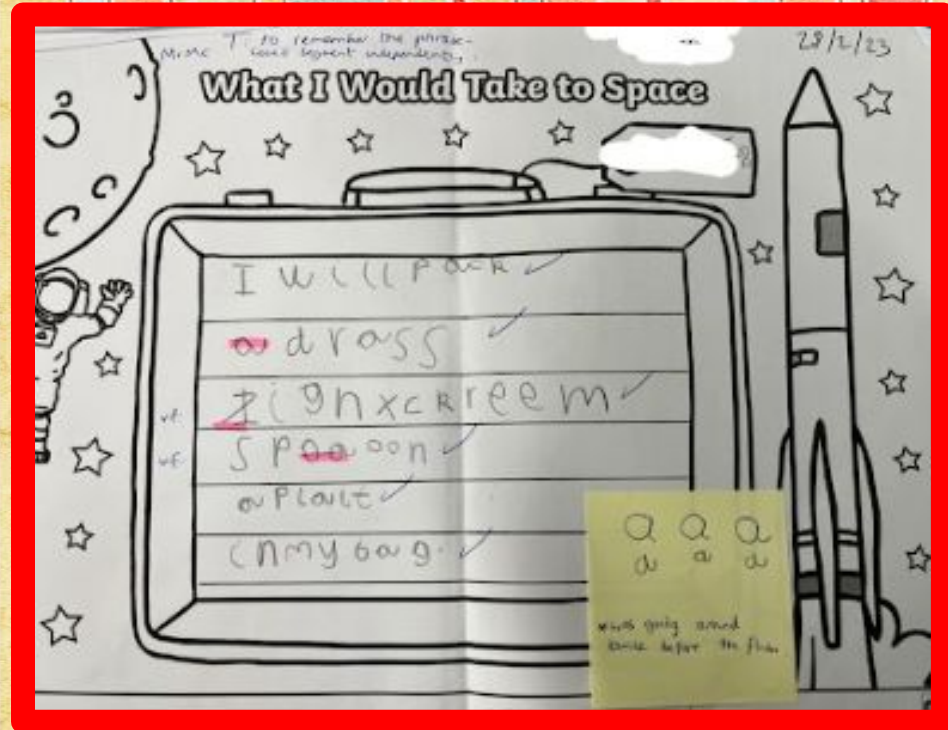
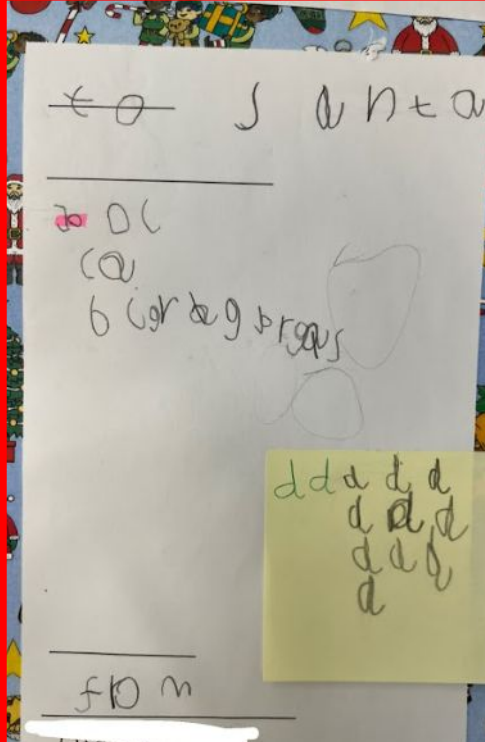
Children will be learning to

- Develop an awareness of sound discrimination: environmental sounds, body percussion, speech, music.
- Hear and say sounds, and link them to the alphabet.
- Read and write familiar words.
- Learn to use a pencil effectively.
- Start to write simple captions and sentences.
- Develop their storytelling through 'helicopter stories'. A strategy that promotes story telling using child interest.
- Develop a love for stories, books and reading.





School attendance.... The impact...





Literacy: Reading and Writing – Home Learning Expectation

Reading at Home

Your child will take home a weekly reading book to practise their current phonics teaching and library book for you to share together.

We ask that you try to read with your child 3–5 times a week. This will help your child progress with their reading skills.

Reading Record Guide Sheet

Today your child will take home this brand new and exciting reading record.



Reading Record


As you read with your child, we would like you to write in their Reading Record. This will give us an insight into how much reading your child is receiving and their wider interest in books. You can write about their weekly reading book, their library book or any other books, magazines, comics etc they have read at home.

Date	Book title and page number	Parent/Teacher/Pupil Comments

In this section, you would write the date, the name of the book etc your child has read and you can also include the page numbers.

Then you can leave a comment in the final box, telling us how you think your child did with their reading, anything you think they need help with or what they enjoyed about the book.

This will give us something to talk about when we read with your child.

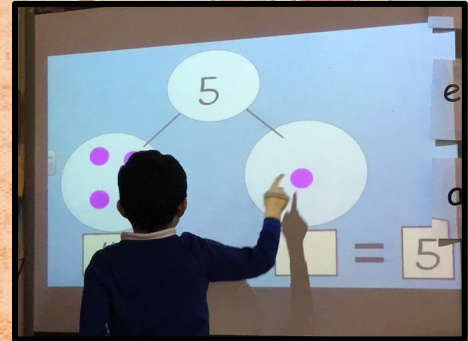


Mathematics: Number / Numerical Patterns


The children will be learning to:

- develop an understanding of maths through stories, songs, games and imaginative play.
- become comfortable with numbers and with ideas such as 'heavier than' or 'bigger'.
- Count to 20 and beyond and find one more or one less than a number.
- Use their knowledge of number to problem solve and solve addition / subtraction problems.
- Number bonds to 5 and some to 10.

I can fit 10 ducks in this bowl.




Maths is everywhere! Let's make maths magical and purposeful!



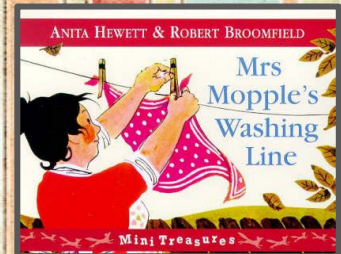

Understanding the World: Past and Present / People, culture and communities / The Natural World


The children will be learning:

- to explore and find out about the world around them, asking questions about it.
- to build with different materials, know about everyday technology and learn what it is used for.
- about past events in their lives and their families' lives.
- find out about different cultures and beliefs.



This is me when I was a baby and this is my grandma.





Expressive Arts and Design: Creating with Materials / Being Imaginative and Expressive

The children will explore:

- Colours, shapes and textures.
- making things.
- role play.
- making music.
- cooking.
- singing and rhymes.
- Talk about the process of being creative and how we can improve our work.


We will learn that all of our creative ideas are unique and valued. At St Mary's Fields there no pre made template to our imagination.





Parents as partners

- Talk to your child about what they have been doing at school.
- Read with your child on a regular basis.
- Encourage your child to become an independent learner.
- Bring in information for your child's learning Journey or upload to Tapestry.





Foundation Stage 2 Starting School

Tuesday 29th August – Friday 1st September: Home visits for parents and children who are new to St Marys Fields.

From Monday 4th September: Children who attended our Chestnut nursery to begin Foundation Stage 2 full time for the school year. 8.40am – 3.15pm

Wednesday 6th to Friday 8th September: Children who are new to St Mary's Fields to attend school until 8.40am - 1.00pm (lunch provided at school).
Please do not attend on Monday or Tuesday.

Monday 11th September: all Foundation Stage 2 Children to attend school full time.

Our school day runs 8.40am until 3.15pm



Foundation Stage 2 Starting School

Wednesday 28th June 2023

Chestnut / F2

Stay and Play: 3.45pm-4.45pm



Important Notes!

The school doors open at 8.40am
And the register will be taken by
8.55am.

Please make sure that your child is on
time for school. It is very important that
your child arrives by 8.55a.m. – **please
make an appointment to see the
Headteacher if you have any
Problems.**

Please could parents who bring their
children **late** to school go to the School
Office so that your child can be marked
present.

Absence

If your child is absent from school for any reason, please could
you telephone the school before 9.30am to confirm why your
child is not at school.

We have a system of computerised registers and if we do not
have this information it will be recorded as an
unauthorised absence and will automatically be shown on your
child's report at the end of the year.

If you do have any concerns, please arrange an appointment at
the office to see Mrs Nott, our Headteacher.

Schools now have to keep statistics on reasons for absence
and publish them, so it is essential that you let us know for our
records.



Important Notes!

School Attendance / family holidays

Please take family holidays in the school holiday. Please remember that you should not expect the school to agree a family holiday during term time.

UNAUTHORISED ABSENCE

If your child has unauthorised leave of absence you may either be issued with a Penalty Notice of £120 per parent per child (discounted to £60 if paid within 21 days), or, your case could be referred by the Local Authority directly to the Magistrates' Court.



School Uniform

- **Bright blue sweatshirt, cardigan or fleece -**
 - a) purchased through either **Your School Uniform** either on line at **Yourschooluniform.co.uk** or **Uniform Direct** (shop on Humberstone Gate or online **uniform-direct.com**)
 - b) purchased at **most supermarkets** (plain - no logos)
- **Black or grey trousers, skirts or pinafore dresses** (no jeans, including black denim)
- **A white or blue polo shirt, blouse or shirt** (with or without school logos)
- **Black sensible shoes or black ankle boots** (no high-tops, sandals or heels)
- **Black or grey plain socks, tights or leggings**
- In summer, girls may wear blue school dresses
- No jewellery apart from small, discrete stud earrings and for religious reasons
- Hair should be of a natural colour
- No make-up including nail varnish





School Uniform

In addition, all pupils must have a P.E. kit in school consisting of:

- Plain black/navy shorts (for indoor PE)
- Plain black/navy jogging bottoms (for outdoor PE)
- Plain white T-shirt (or blue with the school badge, no other logos or coloured design)
- Socks (white, black or grey)
- White, black or blue trainers (not high-tops or boots) at KS2 or plimsolls at KS1

Long hair must be tied back for PE. Please ensure that you remove your child's earrings before they come to school on a PE day. If they are not able to remove the earrings please send your child to school with the earrings taped using surgical tape.

In the first few weeks at school we will not be having our PE lessons. We will send out a letter via parentmail, to let you know when our PE lessons will begin. On PE days we ask that children come to school in their PE kit/clothes. They can keep a bag on their peg with plimsolls/trainers and change into these at school.



School Dinners / Lunch time



The children and their teacher walk to the dinner hall just after 11.30am. We have high expectations of all the children so we do encourage children to be as independent as possible. We will help the children to understand what to do and stay in the dinner hall until they feel happy and secure. Each Foundation Stage class has their own lunch time supervisor.



School Dinners / Lunch time

Hot meals are cooked on site by Leicestershire Traded Services.

They are provided free of charge to children in Foundation Stage 2, Year 1 and Year 2.

From year 3 there is a charge unless your child is eligible for Free School Meals. Although as each school year passes, please check that the price of the school dinner has not increased.

Payments should be made on-line where possible using Parent Pay. Please ask the school office for an activation letter. If you are not able to pay on-line you will need to ask the school office for a PayPoint barcode and pay using the PayPoint network at local convenience stores.

If you would like your child to change from a packed lunch to a hot meal or the other way round you will need to contact the school office to arrange this (0116 2824623 or email office@stmarysfields.leicester.sch.uk)



Free School Meals

WHO IS ELIGIBLE FOR FREE SCHOOL MEALS?

- Income support
- Income-based jobseeker's allowance
- Income-related employment and support allowance
- National asylum seeker support
- Child tax credit (provided you're not also entitled to working tax credit and have an annual gross income of no more than £16,190)
- The guaranteed element of state pension credit
- Working tax credit run-on – paid for four weeks after you stop qualifying for working tax credit.
- Universal credit with annual net earned income of less than £7,400

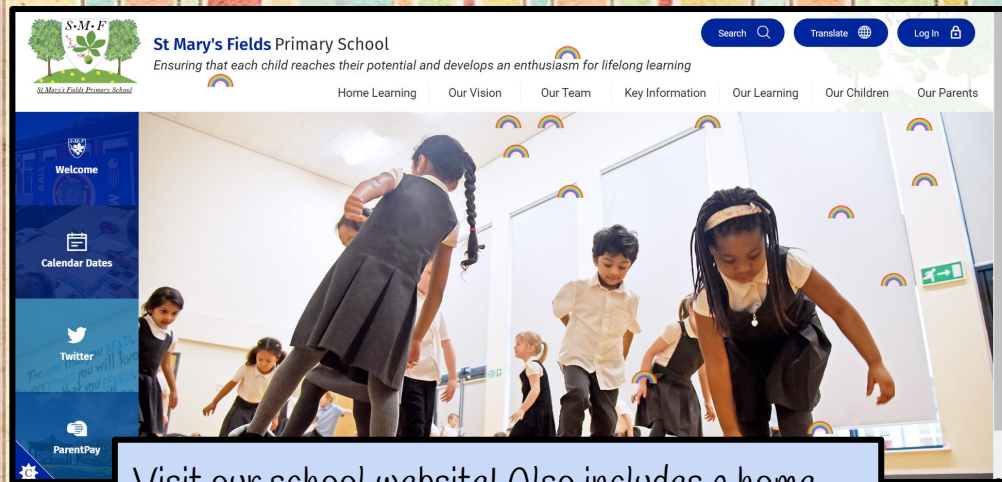
HOW TO APPLY FOR FREE SCHOOL MEALS

You should only apply for free school meals if you receive one of the benefits listed above. For universal infant free school meals, speak to your child's school.

- Apply online
- Call 0116 454 1009. Make sure you have your national insurance number when you call.



Be part of our school community!



Visit our school website! Also includes a home learning section and information on phonics, maths, wider curriculum and key contact details!



St Mary's

56 subscribers • 24 videos

Visit our channel to find educational videos, songs, learning ideas and celebrate the achievements at St Mary's Fields Primary ...

Our school YouTube channel has videos to help with home learning. Also, come and hear a story or have a sing a long!



Follow us on twitter by searching @fields_st



Our amazing Foundation Stage staff
Couldn't be here today but we are so excited to
meet you during our Play and Explore Sessions!