

BETA This is a new service. Our feedback survey is currently closed. We plan to re-open it soon.

The Government has [announced](#) that it will not publish any school or college level educational performance data based on tests, assessments or exams for 2020. This update published [here](#) clarifies what this means for the way school and college accountability will operate for 2019/20.

St Mary's Fields Primary School

Address: 21 Compton Road, Leicester, LE3 2DH

School type: Community school [?](#)

Education phase: Primary

Gender of entry: Mixed

Ofsted rating: **3** Requires Improvement | [?](#)
Inspected 27 Mar 2019

Local authority: [Leicester](#)

Headteacher/Principal: Mrs Rebecca Dulieu

Age range: 3 to 11

Religious character: Does not apply

Admissions policy: Not applicable [?](#)

Unique reference: 120025

Website: [School website](#)

Apply for a place: [Primary](#)

Financial information: [Schools financial benchmarking](#) [?](#)

Further information: [Get information about schools](#) [?](#)

Compare similar schools: **Primary**

This is final data for 2018/2019

▼ [About these results](#)

This page shows [final](#) results data for pupils who completed [key stage 2](#) in the summer of 2019. These figures were published in March 2020.

Progress score in reading, writing and maths [?](#)

Reading

Average -1.2

Writing

Below average -2.1

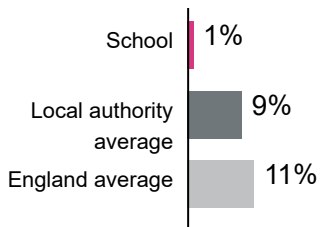
Maths

Below average -1.5

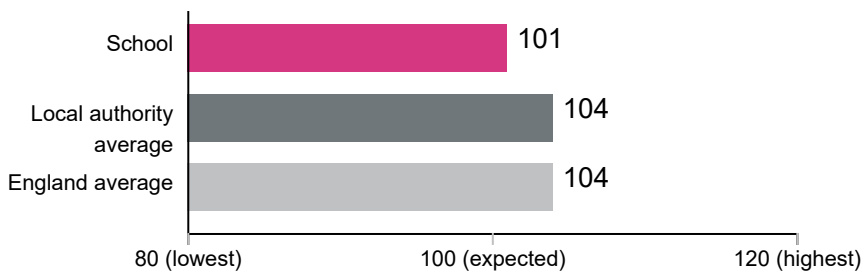
Pupils meeting expected standard in reading, writing and maths ?



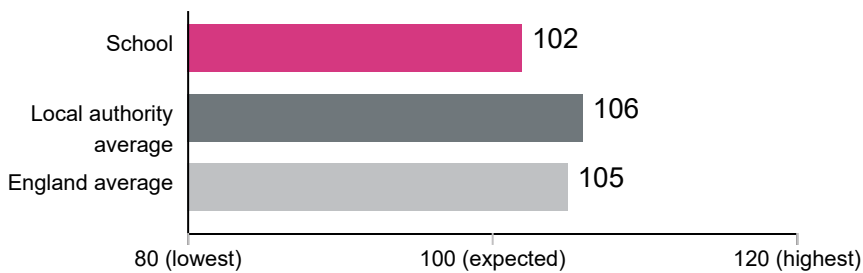
Pupils achieving at a higher standard in reading, writing and maths ?



Average score in reading ?



Average score in maths ?





About this data

▼ [Abbreviations](#)

- LOWCOV = Low coverage: shown for the 'value added' measure and coverage indicator where schools have less than 50% of pupils included in calculation of the measure
- NA = Not applicable: figures are either not available for the year in question, or the data field is not applicable to the school or college
- NE = No entries: the school or college did not enter any pupils or students for the qualifications covered by the measure
- NEW = New school or college
- NP = Not published: for example, we do not publish Progress 8 data for independent schools and independent special schools, or breakdowns by disadvantaged and other pupils for independent schools, independent special schools and non-maintained special schools
- SP = Small percentage: the number is between 0% and 0.5%
- SUPP = Suppressed: in certain circumstances we will suppress an establishment's data. This is usually when there are 5 or fewer pupils or students covered by the measure (29 for apprenticeships measures). We avoid making these figures public to protect individual privacy. We may also suppress data on a case-by-case basis.

▼ [Further guidance](#)

Read the [guidance about using the school performance tables](#).

Read more information about the [key stages and the national curriculum](#).

